

Transfer to Existing Payee Transcript

Onscreen text reads: "Transfer to an Existing Payee"

Screen transitions to Online Banking Dashboard

Bottom onscreen text reads: "Once successfully logged in, select "Pay and Transfer"

At the top-left corner, onscreen text reads "Hello"

Under "Hello", onscreen text reads: "You have 43 new messages"

Onscreen text reads: "Quick links"

Under "Quick links", on screen text reads "Update Time Deposit Maturity".

Beside "Update Time Deposit Maturity" from right to left, on screen text reads: "Open Time Deposit", "Online banking limits", "Personal details", "Lost or stolent cards", "Statements", "Pay and Transfer"

Onscreen text reads: "Saving Account"

Onscreen text reads: "127,142,035 VND"

Onscreen text reads: "Available balance: 127,142,035 VND"

Onscreen text reads: "Last 3 transactions"

Onscreen text reads: 01/11/2019 TRANSFER 1

Onscreen text reads: 01/11/2019 TRANSFER 1

Onscreen text reads: 08/10/2019 TRANSFER 223

Onscreen text reads: "Saving Account"

Onscreen text reads: "29,144,266 VND"

Onscreen text reads: "Available balance: 29,144,266 VND"

Onscreen text reads: "Current Account"

Onscreen text reads: "-642,086 VND"

Bottom onscreen text remains.

Screen fades to transparent black.

Cursor moves to "Pay and transfer"

Screen transitions to the next screen

At the top-left corner of the screen, onscreen text reads: "Move Money"

Onscreen text reads "Pay and transfer"

Onscreen text reads: "Pay and transfer"

Onscreen text reads: "New Payments and Transfers"

Onscreen text reads: "From here, you can move money between your accounts or to another person account, whether at home or oversea. You can also send money to companies."

Onscreen text reads: "From"

Onscreen text reads: "Account"

Onscreen text reads: "Choose an account"

At the bottom-right corner of the right screen, onscreen text reads: "Back to your account"

Cursor moves to "Choose an account"

Bottom onscreen text reads: "Choose which account to transfer money from"

Screen fades to transparent black.

After clicking on "Choose an account", a drop-down list appears.

Cursor moves to the top field of the drop-down list.

Onscreen text reads: "Saving Account"

Onscreen text reads: "VND 127,142,035"

Onscreen text reads: "Saving Account"

Onscreen text reads: "VND 29,144,266"

Onscreen text reads: "Current Account"

Onscreen text reads: "VND -642,086"

Onscreen text reads: "Overdraft Account"

After clicking on "Saving Account - VND 127,142,035", onscreen text reads: "Loading your available balance"

After loading complete, onscreen text reads: "Available balance: VND 127,142,035"

Bottom onscreen text reads: "Select your accounts or someone you've paid before"

Onscreen text reads: "To"

Onscreen text reads: "Select an option"

Onscreen text reads: "Your accounts or someone you've paid before"

Onscreen text reads: "Transfer between your own accounts or send money to someone from your payee list"

Onscreen text reads: "New payment to a person"

Onscreen text reads: "Send money to someone for the first time. You'll need your bank details for this"

Cursor moves to the "Your accounts or someone you've paid before"

Screen fades to transparent black.

An overlay screen appears

At the top-right corner of the overlay screen, there is an "x" ext button

Onscreen text reads: "Choose your account or payee"

Onscreen text reads: "Filter"

In the drop-down list, onscreen text reads: "All accounts and payees"

Under "Filter" onscreen text reads: "ASD T PROFILE5", "ASD T PROFILE7", "ASD T PROFILE7", "Non HSBC Test 1205", "1206 NON HSBC Recur"

At the bottom-right corner of the overlay screen, onscreen text reads: "Continue", "Cancel"

Bottom onscreen text reads: "Select a payee to pay"

Cursor moves to the "Non HSBC Test 1205" and choose it

Bottom onscreen text reads: "Click "Continue" to proceed"

Screen transitions to the next screen

Screen scrolls down

Bottom onscreen text reads: "Enter the Amount to transfer"

Onscreen text reads: "Details"

Onscreen text reads: "Amount"

Onscreen text reads: "VND"

Onscreen text reads: "Transfer Narrative"

Onscreen text reads: "Your transfer narrative will appear on your statements and transaction history"

Onscreen text reads: "Payee transfer Narrative"

Onscreen text reads: "Your transfer narrative will appear on your payee's statement and transaction history"

Onscreen text reads: "Recurring"

Onscreen text reads: "No", "Yes"

Onscreen text reads: "Date", "12/12/2019"

Onscreen text reads: "This can be today or completed later"

Onscreen text reads: "Additional security required"

Bottom onscreen text remains

In the rectangle box for imputing "Amount", onscreen text reads: "VND 11.000"

Bottom onscreen text reads: "Enter a Transfer narrative. It is mandatory and must have a clear purpose."

Onscreen text reads: "N/A", "No", "TT", "REF12345", "0123456789", "Invoice in 2017"

Onscreen text reads: "For Business trip", "For Medical treatment", "For membership fees", "Living expense"

Cursor moves to the rectangle box below which in same line of "Transfer Narrative"

Screen fades to transparent black

Text is input into the rectangle box of Transfer Narrative

Screen scrolls down

Bottom onscreen text reads: "Enter a Payee transfer narrative for your payee"

Onscreen text reads: "t1"

Onscreen text reads: "t2"

Onscreen text reads: "t3"

Onscreen text reads: "t4"

Onscreen text reads: "This transfer narrative will appear on your payee's statements and transaction history."

Bottom onscreen text reads: "Do you want to transfer more than 1 time?"

Screen fades to transparent black

Bottom onscreen text reads: "When do you want the transfer to happen?"

Onscreen text reads: "Recurring"

From left to right, onscreen text reads: "No", "Yes"


Onscreen text reads: "Date", "12/12/2019"


Onscreen text reads: "This can be today or completed later"

Cursor moves to the small calendar symbol and click

Calendar for choosing a transferring date pop-out

Screen scrolls down

Bottom onscreen text reads: "Press and hold  to boost the Security Device then enter your Security Device PIN number."


Bottom onscreen text reads: "When the device screen displays "HSBC", press  until the entry screen appears"


Onscreen text reads: Additional security required


Onscreen text reads: "Step 1"

Onscreen text reads: "Step 2"

Onscreen text reads: "Step 3"

Onscreen text reads: "Press and hold  to boost the Security Device then enter your Security Device PIN number."

Onscreen text reads: "When HSBC displays, press and hold  until entry screen appears. Please enter the last 8 digits of the account number or bill reference number that you're adding. If the account number is less than 8 digits, enter the account number for each digit that's missing. E.g. If the account number is 1234567 and only 7 digits long, enter 01234567. If you're entering a bill reference number, please remove any non-numeric characters and replace with 0 if the amount is less than 8 digits long. E.g. If the reference is A1B2C34, you'll need to enter 00001234"

Onscreen text reads: "Press  and use the 6 numbers shown on your Security Device to continue"

Onscreen text reads: "Security code"

Screen transitions to the next screen


Onscreen text reads: "To"

Onscreen text reads: "Payee"

Onscreen text reads: "Non HSBC Test 1205"

Onscreen text reads: "123456789"

HSBC Security Device is on the right side of screen

Bottom onscreen text reads: "Enter the last 8 digits of the payee's account number into Security Device, and press 

A red underline appears under "123456789"

Onscreen text reads: "23456789"

Screen transitions to the next screen

Onscreen text reads: "To"

Onscreen text reads: "Payee"

Onscreen text reads: "Non HSBC Test 1205"

Onscreen text reads: "123456"

Onscreen text reads: "To"

Onscreen text reads: "Payee"

Onscreen text reads: "Non HSBC Test 1205"

Onscreen text reads: "123ABCD45678"

HSBC Security Device is on the right side of screen

Bottom onscreen text reads: "If the account number is less than 8 digits, add "0" in front of to make 8 digits"

A red underline appears under "123456"


Onscreen text reads: "00123456"

Bottom onscreen text reads: "If there are character and numbers, enter the last 8 numbers"

A red underline appears under "123ABCD45678"

Onscreen text reads: "12345678"

Screen transitions to the next screen

Bottom onscreen text reads: "Press  and enter the 6 numbers shown on your Security Device as your Security code"

Screen fades to transparent black

Bottom onscreen text reads: "Click Continue to proceed"

Onscreen text reads: "Security code"

Onscreen text reads: "Important Information"

Onscreen text reads: "If we receive your transfer request or supporting documentation after 3 pm, your transfer will be processed the next working day."

Onscreen text reads: "Please make sure there is enough money in your account on the dates selected. You also need to make sure that the daily limit for your account supports all your requests"

Onscreen text reads: "If your request falls on the weekend, public holiday or bank holiday, it will be processed the next working day"

Onscreen text reads: "By using this service, you shall be deemed to agree with the Terms & Conditions for Telegraphic Transfers"

Onscreen text reads: "Cancel", "Continue".

Screen fades to transparent black

Bottom onscreen text remains the same

Screen transitions to the next screen

Onscreen text reads: "Pay and Transfer"

Onscreen text reads: "Review"

Onscreen text reads: "Please check these details carefully before continuing"

Onscreen text reads: "From"

Onscreen text reads: "Account"

Onscreen text reads: "Saving account"

Onscreen text reads: "To"

Onscreen text reads: "Payee"

Onscreen text reads: "Non HSBC Test 1205"

Onscreen text reads: "CTBC BANK CO LTD"

Onscreen text reads: "CN HO CHI MINH"

Onscreen text reads: "PHONG 2-9, LAU 9, TOA NHA KUMHO"

Onscreen text reads: "ASIANA PLAZA SAIGON, 39 LE DUAN"

Bottom onscreen text reads: "Review the Details of the transfer"

Onscreen text reads: "Details"

Onscreen text reads: "Edit"

Onscreen text reads: "Amount"

Onscreen text reads: "VND 11,000"

Onscreen text reads: "Transfer narrative"

Onscreen text reads: "testing"

Onscreen text reads: "Payee transfer narrative"

Onscreen text reads: "t1"

Onscreen text reads: "t2"

Onscreen text reads: "t3"

Onscreen text reads: "t4"

Onscreen text reads: "Date"

Onscreen text reads: "18/12/2019"

Onscreen text reads: "Important information"

Onscreen text reads: "If we receive your transfer request or supporting documentation after 3 pm, your transfer will be processed the next working day."

Onscreen text reads: "Please make sure there is enough money in your account on the dates selected. You also need to make sure that the daily limit for your account supports all your requests"

Onscreen text reads: "If your request falls on the weekend, public holiday or bank holiday, it will be processed the next working day"

Onscreen text reads: "Cancel", "Confirm"

Onscreen text reads: "You can change any Details by clicking "Edit"

The "Edit" is marked in the red circle

Bottom onscreen text reads: "Click Confirm to proceed"

Screen fades to transparent black

Screen transitions to the next screen

Bottom onscreen text reads: "Transfer complete!"

Onscreen text reads: "Pay and Transfer"

Onscreen text reads: "Confirmation"

Onscreen text reads: "Your transfer request has been received"

Onscreen text reads: "Our details"

Onscreen text reads: "Reference number"

Onscreen text reads: "From"

Onscreen text reads: "Account"

Onscreen text reads: "Saving Account"

Onscreen text reads: "To"

Onscreen text reads: "Account"

Onscreen text reads: "Non HSBC Test 1205"

Onscreen text reads: "Details"

Onscreen text reads: "Amount"

Onscreen text reads: "VND 11.000"

Onscreen text reads: "Transfer narrative" - "testing"

Onscreen text reads: "Effective date - 18/12/2019"

Onscreen text reads: "Important Information"

Onscreen text reads: "If we receive your transfer request or supporting documentation after 3 pm, your transfer will be processed the next working day."

Onscreen text reads: "Please make sure there is enough money in your account on the dates selected. You also need to make sure that the daily limit for your account supports all your requests"

Onscreen text reads: "If your request falls on the weekend, public holiday or bank holiday, it will be processed the next working day"

Onscreen text reads: "By using this service, you shall be deemed to agree with the Terms & Conditions for Telegraphic Transfers"

Onscreen text reads: "Print"

Bottom onscreen text reads: "Select "back to your accounts" to go back to Account summary"

Screen fades to transparent black

Bottom onscreen text reads: "Select "New payment or transfer" to make another transfer"

Screen fade in to transparent black

Hexagon logo of HSBC appears. End.